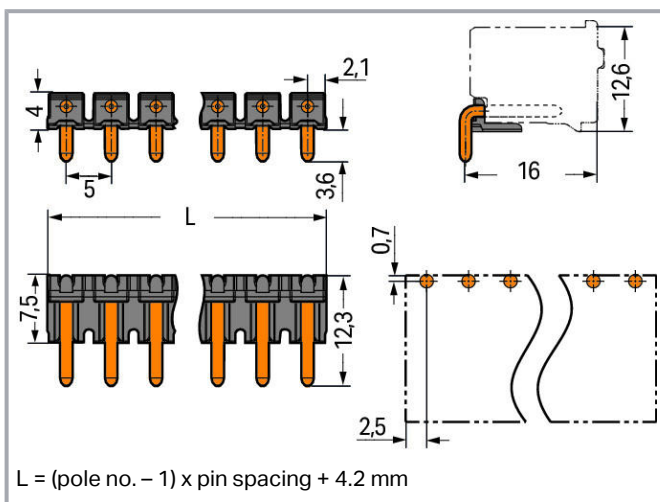
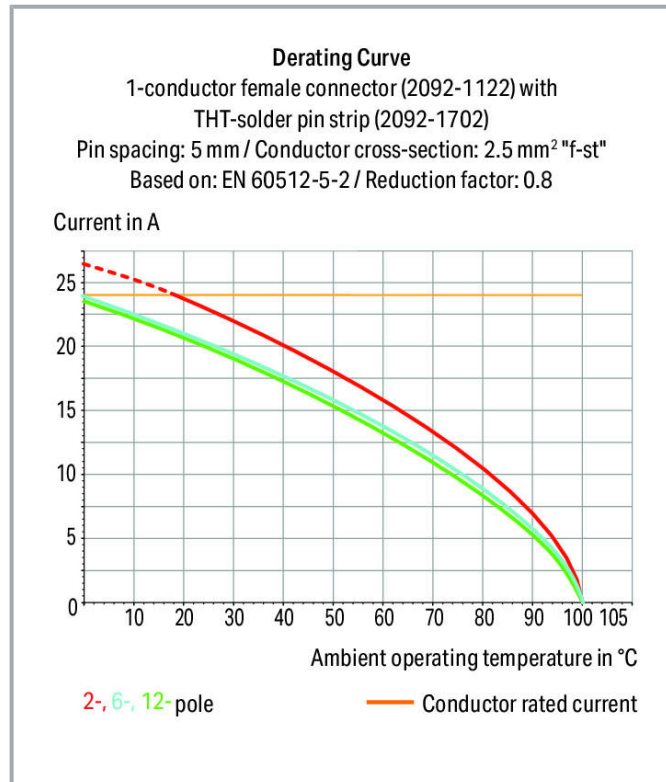



Data sheet | Item number: 2092-1728

Solder pin strip; 1.4 mm Ø solder pin; angled; Pin spacing 5 mm; 8-pole; black

[www.wago.com/2092-1728](http://www.wago.com/2092-1728)



Subject to changes. Please also observe the further product documentation!

WAGO Corporation  
Germantown, WI 53022  
Phone: 1-800-DIN-RAIL (346-7245) | Fax: (262) 255-6222  
Email: [info.us@wago.com](mailto:info.us@wago.com) | Web: [www.wago.us](http://www.wago.us)

Do you have any questions about our products?  
We are always happy to take your call at (262) 255-6222 or 1 800-DIN-RAIL.



## Item description

- Lötstiftleisten mit geraden und abgewinkelten Lötstiften für rechtwinklige und parallele Steckrichtung zur Leiterplatte
- Polverlustfreies Aneinanderreihen von mehreren Federleisten in einer Lötstiftleiste zur Trennung von Funktionen möglich

## Safety information 1:

The **picoMAX® Pluggable Connection System** includes connectors without breaking capacity in accordance with DIN EN 61984. When used as intended, these connectors must not be connected/disconnected when live or under load. The circuit design should ensure header pins, which can be touched, are not live when unmated.

## Data

### Electrical data

### IEC Approvals

|                             |  |
|-----------------------------|--|
| Ratings per                 | IEC/EN 60664-1   |
| Rated voltage (III / 3)     | 250 V  |
| Rated surge voltage (III/3) | 4 kV   |
| Rated voltage (III/2)       | 320 V  |
| Rated surge voltage (III/2) | 4 kV   |
| Nominal voltage (II/2)      | 630 V  |
| Rated surge voltage (II/2)  | 4 kV   |
| Rated current               | 16 A   |
| Legend (ratings)            | (III / 2) $\triangleq$ Overvoltage category III / Pollution degree 2 |

### Connection data

|                            |   |
|----------------------------|---|
| Pole No.                   | 8 |
| Number of connection types | 1 |
| Number of levels           | 1 |

### Physical data

|                         |                      |
|-------------------------|----------------------|
| Pin spacing             | 5 mm / 0.197 inch    |
| Width                   | 43.2 mm / 1.701 inch |
| Height                  | 7.6 mm / 0.299 inch  |
| Height from the surface | 4 mm / 0.157 inch    |
| Depth                   | 12.3 mm / 0.484 inch |
| Solder pin length       | 3.6 mm               |

Subject to changes. Please also observe the further product documentation!

WAGO Corporation  
 Germantown, WI 53022  
 Phone: 1-800-DIN-RAIL (346-7245) | Fax: (262) 255-6222  
 Email: [info.us@wago.com](mailto:info.us@wago.com) | Web: [www.wago.us](http://www.wago.us)

Do you have any questions about our products?  
 We are always happy to take your call at (262) 255-6222 or 1 800-DIN-RAIL.



|                                      |               |
|--------------------------------------|---------------|
| Solder pin diameter                  | 1.4 mm        |
| Drilled hole diameter with tolerance | 1.6 (+0.1) mm |

### Plug-in connection

|                                    |                     |
|------------------------------------|---------------------|
| Contact type (pluggable connector) | Male connector/plug |
| Connector (connection type)        | for PCB             |
| Mismating protection               | No                  |
| Mating direction to the PCB        | 0°                  |
| Locking of plug-in connection      | Without             |

### PCB contact

|             |     |
|-------------|-----|
| PCB Contact | THT |
|-------------|-----|

### Material data

|                             |  |
|-----------------------------|--|
| Color                       | black                                  |
| Material group              | I                                      |
| Insulation material         | Polyphthalamide (PPA GF)               |
| Flammability class per UL94 | V0                                     |
| Contact material            | Electrolytic copper (E <sub>Cu</sub> ) |
| Contact plating             | tin-plated                             |
| Weight                      | 2.2 g                                  |

### Environmental requirements

|                         |                 |
|-------------------------|-----------------|
| Limit temperature range | -60 ... +100 °C |
|-------------------------|-----------------|

### Commercial data

|                       |               |
|-----------------------|---------------|
| Packaging type        | bag           |
| Country of origin     | CN            |
| GTIN                  | 4055143934558 |
| Customs tariff number | 8536904000    |

### Approvals / Certificates

#### Country specific Approvals

| Logo | Approval | Additional Approval Text | Certificate name |
|------|----------|--------------------------|------------------|
|      | CSA      | C22.2                    | 2362521          |

Subject to changes. Please also observe the further product documentation!

WAGO Corporation  
 Germantown, WI 53022  
 Phone: 1-800-DIN-RAIL (346-7245) | Fax: (262) 255-6222  
 Email: [info.us@wago.com](mailto:info.us@wago.com) | Web: [www.wago.us](http://www.wago.us)

Do you have any questions about our products?  
 We are always happy to take your call at (262) 255-6222 or 1 800-DIN-RAIL.



DEKRA Certification B.V.




KEMA/KEUR  
DEKRA Certification B.V.

EN 61984

71-  
102261  
REV.1

UL-Approvals

| Logo   | Approval                             | Additional Approval Text | Certificate name    |
|--|--------------------------------------|--------------------------|---------------------|
|  | UL<br>Underwriters Laboratories Inc. | UL 1977                  | 20190909-<br>E45171 |

Counterpart



Item no.2092-1128

1-conductor female connector; push-button; 2.5 mm<sup>2</sup>; Pin spacing 5 mm; 8-pole; 2,50 mm<sup>2</sup>; light gray

[www.wago.com/2092-1128](http://www.wago.com/2092-1128)

Downloads

Documentation

Additional Information

|                        |             |               |          |
|------------------------|-------------|---------------|----------|
| Technical explanations | Apr 3, 2019 | pdf<br>2.0 MB | Download |
|------------------------|-------------|---------------|----------|

CAD files

CAE data

|                        |     |          |
|------------------------|-----|----------|
| ZUKEN Portal 2092-1728 | URL | Download |
|------------------------|-----|----------|

CAD data

|                        |     |          |
|------------------------|-----|----------|
| 2D/3D Models 2092-1728 | URL | Download |
|------------------------|-----|----------|

Subject to changes. Please also observe the further product documentation!

WAGO Corporation  
Germantown, WI 53022  
Phone: 1-800-DIN-RAIL (346-7245) | Fax: (262) 255-6222  
Email: [info.us@wago.com](mailto:info.us@wago.com) | Web: [www.wago.us](http://www.wago.us)

Do you have any questions about our products?  
We are always happy to take your call at (262) 255-6222 or 1 800-DIN-RAIL.



## Environmental Product Compliance

### Compliance Search

Environmental Product Compliance 2092-1728

URL

Download

Solder pin strip; 1.4 mm Ø solder pin; angled; Pin spacing 5 mm; 8-pole; black

---

## Installation Notes

### Product family

[\*<i>picoMAX</i><sup>®</sup>\* 5.0](#)

[Show all products from the family](#)

Subject to changes. Please also observe the further product documentation!

---

WAGO Corporation  
Germantown, WI 53022  
Phone: 1-800-DIN-RAIL (346-7245) | Fax: (262) 255-6222  
Email: [info.us@wago.com](mailto:info.us@wago.com) | Web: [www.wago.us](http://www.wago.us)

Do you have any questions about our products?  
We are always happy to take your call at (262) 255-6222 or 1 800-DIN-RAIL.